



November 2024

November 2024

Dear Residents of Port Washington North,

As we embrace the crisp, cooler air of November, I want to remind you of some important upcoming events and seasonal preparations.

First, with Election Day approaching, I encourage everyone to make your voices heard by casting your vote. It's a vital way to participate in our community and shape its future.

Additionally, as we move into the colder months, please take the necessary steps to winterize your home. Simple tasks such as insulating pipes, sealing drafts, and checking your heating systems can help you stay warm and safe throughout the winter.

Remember, your village is here to support you. Whether it's a question about local services, don't hesitate to reach out. Together, we will continue to make Port Washington North a wonderful place to live.

Best wishes,
Bob Weitzner
Mayor, Village of Port Washington North

Appointment of New Village Clerk

We are thrilled to welcome Angelique Melnyk as the new Village Clerk for Port Washington North! Born in Brooklyn and now residing in Massapequa, Angelique brings a wealth of experience and dedication to our community.

With eight years as Deputy Clerk for the Inc. Village of Lake Success, Angelique has earned her Certified Municipal Clerk (CMC) certification and is currently working towards her Registered Municipal Clerk (RMC) designation. She is an active member of both the Long Island Village Clerks and Treasurers Association (LIVCTA) and the New York Conference of Mayors (NYCOM).

Outside of work, Angelique enjoys spending quality time with her family, pets, and 10-month-old son. A devoted New York Rangers fan, she is also passionate about animal rescue and welfare, with a special focus on fostering senior pets.

Angelique is excited to join the Port Washington North family and looks forward to serving our community and contributing to upcoming projects, such as the new playground.

Please join us in giving her a warm welcome!



November 2024

Updates From the October 8th Board Meeting

- Changed date of January meeting from January 14, 2025 to January 16th 2025
- The village is always concerned about safety for motorists and pedestrians, so we approved to purchase three state of the art speed-monitoring devices



Election Day & Early Voting Reminder

Make your voice heard in this year's election! Early voting will take place at the Port Washington Library on the following dates:

- Saturday, October 26th: 9 AM - 6 PM
- Sunday, October 27th: 9 AM - 6 PM
- Monday, October 28th: 7 AM - 6 PM
- Tuesday, October 29th: 10 AM - 7 PM*
- Wednesday, October 30th: 10 AM - 7 PM*
- Thursday, October 31st: 9 AM - 6 PM
- Friday, November 1st: 9 AM - 6 PM
- Saturday, November 2nd: 9 AM - 6 PM
- Sunday, November 3rd: 9 AM - 6 PM

*Extended hours for your convenience.

The general election will be held on Tuesday, November 5th. The Village's voting location is Sousa Elementary School. Entrance is located on the side of the building by the rear parking lot.

Remember, participating in the democratic process is a crucial part of civic engagement. There are many resources available to help you make an informed choice, so be sure to use them and make your voice count!



Leaf Pick-Up

The leaf sweeper will pass once on the listed streets during each set of dates.

November 5 to 7, 2024

Angler Lane	Boat Lane
Bay Drive	Cove Lane
Cow Neck Road	Driftwood Drive
Dock Lane	Fishermans Drive
Port Drive	Island Court
Sandy Court	Marlin Lane
Schooner Lane	Seaview Lane
Seagull Lane	Waterview Drive
Soundview Drive	Steamboat Drive

November 12 to 14, 2024

Avenue B	Pulaski Place
Avenue C	Radcliff Avenue
Channel Drive	Old Shore Road
Durbyan Place	Smull Place
Morgan Place	Pleasant Avenue
Harbor Road	Valley Road
Mill Pond Road	Pleasant Avenue
Orchard Street	

December 3 to December 5, 2024

Angler Lane	Boat Lane	Avenue B	Orchard Street
Bay Drive	Dock Lane	Avenue C	Pleasant Ave.
Cow Neck Road	Driftwood Drive	Channel Drive	Pulaski Place
Marlin Lane	Fishermans Drive	Cove Lane	Radcliff Ave.
Port Drive	Island Court	Durbyan Street	Smull Place
Sandy Court	Seaview Lane	Harbor Road	Soundview Dr.
Schooner Lane	Steamboat Drive	Morgan Place	Mill Pond Road
Seagull Lane	Waterview Drive	Old Shore Road	Valley Road

Winter Safety

Winter safety is essential to protect your home, stay warm, and prevent accidents during the colder months. Here are five key tips to ensure you're prepared:

1. Seal Drafts: Keep your home warm and energy-efficient by sealing gaps around windows and doors. This prevents heat loss and helps reduce heating costs.
2. Insulate Pipes: Wrap exposed pipes in unheated areas to avoid freezing and bursting, which can cause costly water damage.
3. Check Heating Systems: Have your furnace or heating system serviced and replace filters to ensure it runs efficiently and safely throughout the season.
4. Prepare for Snow and Ice: Keep a supply of ice melt on hand, and regularly clear snow from walkways and driveways to prevent slips and falls.
5. Test Smoke and Carbon Monoxide Detectors: Make sure detectors are functioning properly to avoid the risk of fire or carbon monoxide poisoning during increased indoor heating.

Taking these steps will help keep your home safe, comfortable, and energy-efficient during winter.

Recycling Guide

Recycling helps keep our community clean and protects the environment. To ensure your recyclables are processed correctly, it's important to follow the guidelines set by the Town of North Hempstead. Properly sorting your items not only helps reduce waste but also supports our recycling program's efficiency.


Below are the key guidelines for recycling metal, glass, plastics, paper, cardboard, and yard waste. By following these tips, you can do your part in making a positive impact on our community and the planet.

How to Properly Recycle in the Town of North Hempstead

Metal, Glass Bottles & Jars, Plastic Bottles & Jugs				
aluminum foil wrap & trays <i>FREE</i> of food	metal cans	household metal	glass bottles & jars	plastic bottles & jugs (#1 & #2 plastics)

The night before your designated recycling day, set out metal, glass, and plastics recyclables at the curb in 30-55 gallon CLEAR plastic bags or a labeled 20-32 gallon recycling bin (preferably blue).
To label your bin, use metal, glass & plastic recycling decals or write "Recycle: Metal, Glass and Plastics" in permanent marker.
If an item is so contaminated with food that it can't be rinsed or cleaned, then throw it out with your trash.


If you don't see a recyclable item pictured here, it is because it is not recyclable, so please don't include it. When in doubt, throw it out!



Mixed Paper and Cardboard			
newspapers & magazines	white & colored paper, junk mail & shredded paper	soft cover books and folders	brown cardboard & corrugated cardboard

The night before your designated recycling day, set out paper recyclables at the curb in 30-55 gallon CLEAR plastic bags or a labeled 20-32 gallon recycling bin (preferably green).
To label your bin, use paper recycling decals or write "Recycle: Paper" in permanent marker.
Break up and flatten corrugated cardboard boxes into pieces small enough to fit in and then fall out of recycling containers when emptied by collection workers. Otherwise empty, flatten, bundle, and tie boxes.


If you don't see a recyclable item pictured here, it is because it is not recyclable, so please don't include it. When in doubt, throw it out!



Yard Waste		
leaves and grass	brush and small tree trimmings	plant materials and spent soils generated by "do it yourself" efforts

Set out yard waste at the curb the night before your designated yard waste collection day using Paper Lawn & Leaf Bags or set out loose in a labeled 20-32 gallon bin (preferably brown).
To label your bin, use yard waste decals or write "Yard Waste" in permanent marker.
Brush and small branches (less than 2 inches in diameter) must be cut up to fit inside the bin or paper bag. Otherwise, tie into bundles that don't exceed 4 feet in length and 2 feet in width.

If you don't see a recyclable item pictured here, it is because it is not recyclable, so please don't include it. When in doubt, throw it out!



Town of North Hempstead, Solid Waste Management Authority | Administrative Office: 802 West Shore Road, Port Washington, NY 11050 | 311 (within the Town) or 516-889-6311 (outside the Town) | www.northhempsteadny.gov HDPS-TOWN Flyer 6.5x11, 2/19

Water Main Project Update

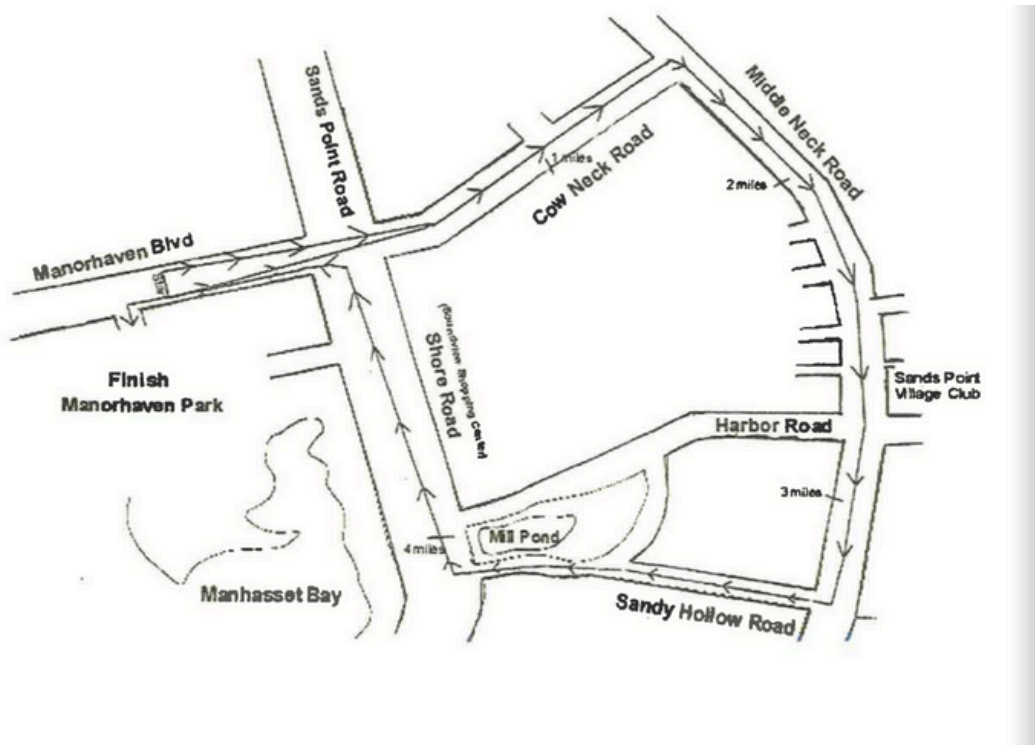
As the Water District contractors move forward, they will notify you and our residents in the area when they plan to return for the installation of water services and to perform the final restoration work.

Thank you for your continued cooperation as we work to improve our infrastructure and water services.

Shore Road Closure Update

As many of you are aware, this is a Nassau County Road. We have been working with our Legislator Delia DeRiggi-Whitton to finalize this project.

"Unfortunately this will be a major project. The County is studying the road, and we hope to have an idea of the scope soon, but the road became compromised because of the damage to the sea wall. Although I have not been told in a definite way, I think there is a possibility that the County will want the wall fixed before we put in the funding to fix the road. Again, we will of course keep you updated, but I anticipate a while before all of this work is completed."



Annual Turkey Trot

The Thanksgiving Day Run, a cherished tradition for 49 years, returns to Port Washington this year. Sponsored by the Community Chest of Port Washington and the Town of North Hempstead Parks Department, the race brings together runners from all over our community. The course will follow the familiar route, starting and ending in Manohaven, and winding through the villages of Sands Point, Baxter Estates, and Port Washington North.

Whether you're an avid runner or just looking to enjoy a fun, active way to start Thanksgiving, we hope you'll join in the festivities. Let's keep the spirit of the holiday alive by supporting this beloved community event!